

# Stainless Steel Reduced Pressure Zone Device

Series: 009-SS-L

Size: DN65-DN150

The series 009-SS-L Silver Stallion Reduced Pressure Zone Devices are designed to prevent the reverse flow of polluted water from entering the potable water supply. These models can be applied, where approved by the local authority, for cross connection control in High Hazard installations.

Series 009-SS-L feature short end-to-end dimensions, light weight stainless steel body, and low head loss.



## KEY FEATURES

- Easy Two Person Install: Short lay length and lightweight construction
- Easy servicing: No special tools, large access cover, easy to remove checks with serviceable parts
- Low Head Loss: Patented Dual Action™ check valves provide reliable sealing and high flow
- Built to last: PREN18 Stainless Steel, PN16 rating and extra strength flanges
- Smart and Connected: BMS Flood Sensor Compatible
- Device supplied with integrated splash guard with provision for connection to BMS monitoring. (Monitoring unit sold separately)
- Available in DN65-150 RPZ, DCV and DDC versions

## PRODUCT CODES

009-SS-065-TE	65mm RPZ Device Only Table E
009-SS-080-TE	80mm RPZ Device Only Table E
009-SS-100-TE	100mm RPZ Device Only Table E
009-SS-100-TD	100mm RPZ Device Only Table D
009-SS-150-TE	150mm RPZ Device Only Table E
009-SS-150-TD	150mm RPZ Device Only Table D

## CERTIFICATE



## TECHNICAL DATA

Minimum Operating Temperature	0.5°C
Maximum Operating Temperature	60°C
Maximum Working Pressure	1600kPa
Design Standard	AS/NZS 2845.1
Connection Standard	AS2129 Table E Flange
Body Material	304 Stainless Steel
Test Cock Material	304 Stainless Steel
Check Seat Material	Noryl Polymer

Check Disks Material	Silicone
Check Spacer Material	304 Stainless Steel
Spring Material	304 Stainless Steel
Relief Valve Housing Material	304 Stainless Steel
Relief Valve Hose Material	Rubber Hose
Cover Material	304 Stainless Steel
Cover Bolt Material	304 Stainless Steel
O-rings Material	Buna-N

## PRODUCT INSTALLATION

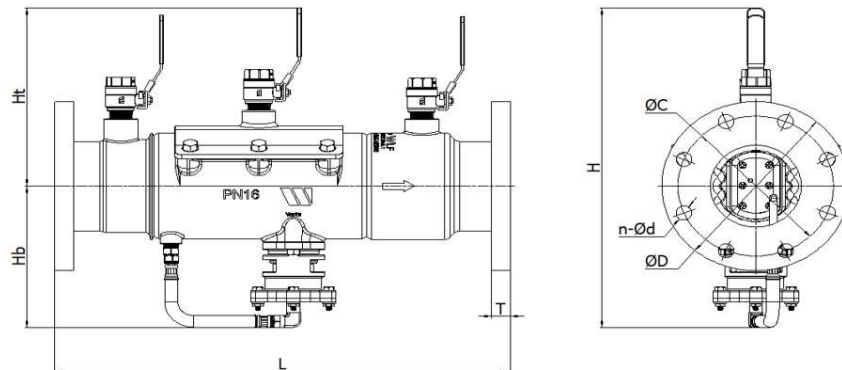
You are required to thoroughly read all installation instructions and product safety information before beginning the installation of this product. Inquire with governing authorities for local installation requirements

# Stainless Steel Reduced Pressure Zone Device

Series: 009-SS-L

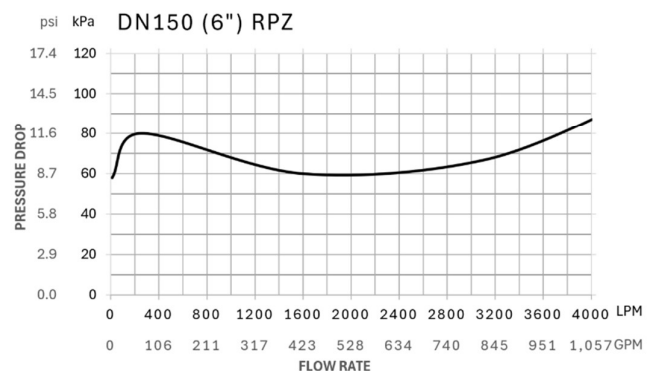
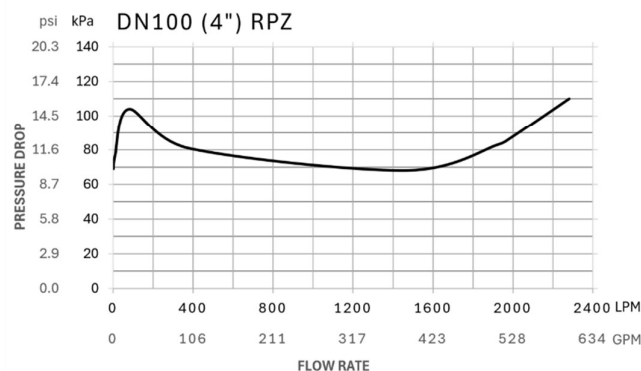
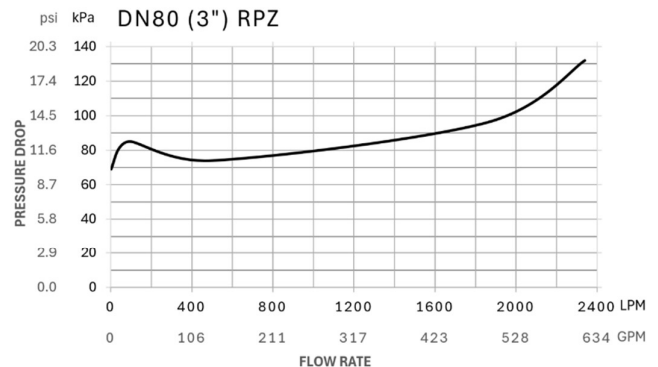
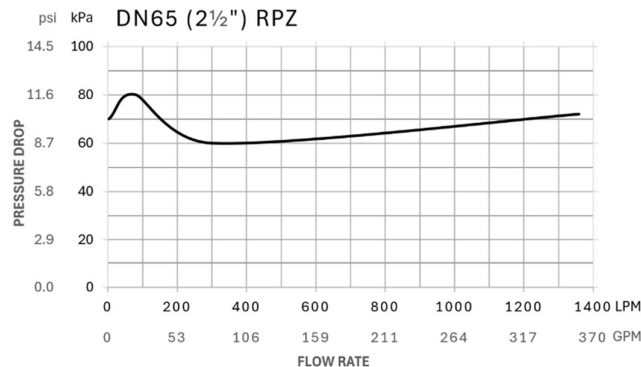
Size: DN65-DN150

## DIMENSION DATA



Size	Ht		Hb		H		L		ØD		ØC		n-Ød		T		Weight	
	in	mm	in	mm	in	mm	in	mm	in	mm	in	mm	in	mm	in	mm	lb	kg
DN65 (2 1/2")	9.7	246	7.7	195	17.4	441	21.11	536.1	6.5	165	5	127	4-0.71	4-18	0.75	19	52.8	24
DN80 (3")	9.7	246	7.7	195	17.4	441	21.11	536.1	7.28	185	5.75	146	4-0.71	4-18	0.75	19	54.56	24.8
DN100 (4")	9.7	246	7.7	195	17.4	441	20.5	522.1	8.46	215	7.01	178	4-0.71	8-18	0.87	22	55.44	25.2
DN150 (6")	10.9	276	7.7	195	18.5	471	22.84	580.2	11.02	280	9.25	235	8-0.87	8-22	0.79	20	94.16	42.8

## CHARACTERISTIC CURVES



Every care has been taken in the preparation of these instructions, which have been issued as a guide only. Compliance with the requirements of local Authorities is required at all times. These requirements may change from time to time. Always be aware of the local requirements. Subject to any statutory obligations and manufacturers warranties no liability can be accepted for any losses, consequential or otherwise which may arise or be said to have arisen from relying upon the contents of this information as to the fitness of any particular product for any particular purpose, use or application. Watts Australia Pty Ltd reserves the right to modify designs and specifications and to withdraw and introduce products at any time without notice.

Version 05 August 2025

1 800 284 287 | wattsau.com.au

**WATTS**