

AMENDMENT					
Issue	ECN No	Change	By	Date	Grid
0	-	Issued For Manufacture	MP	23/07/2021	-

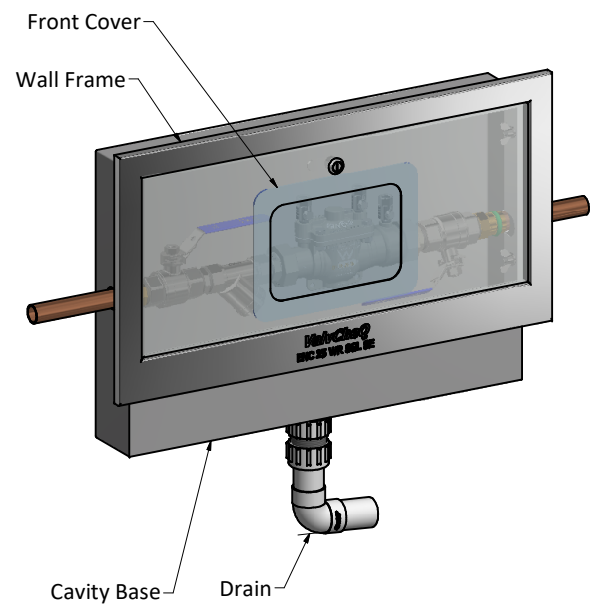
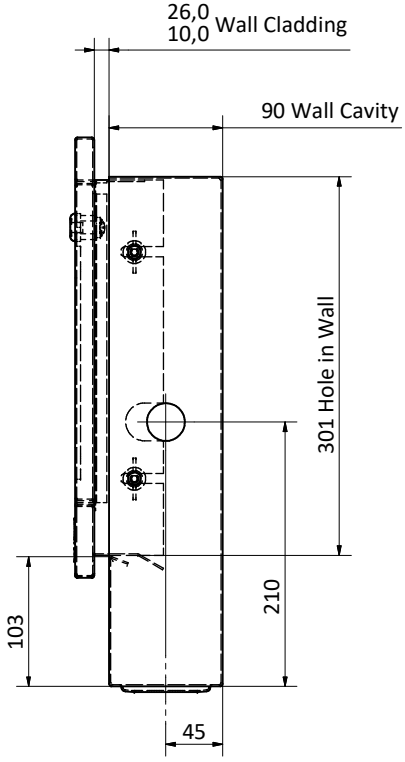
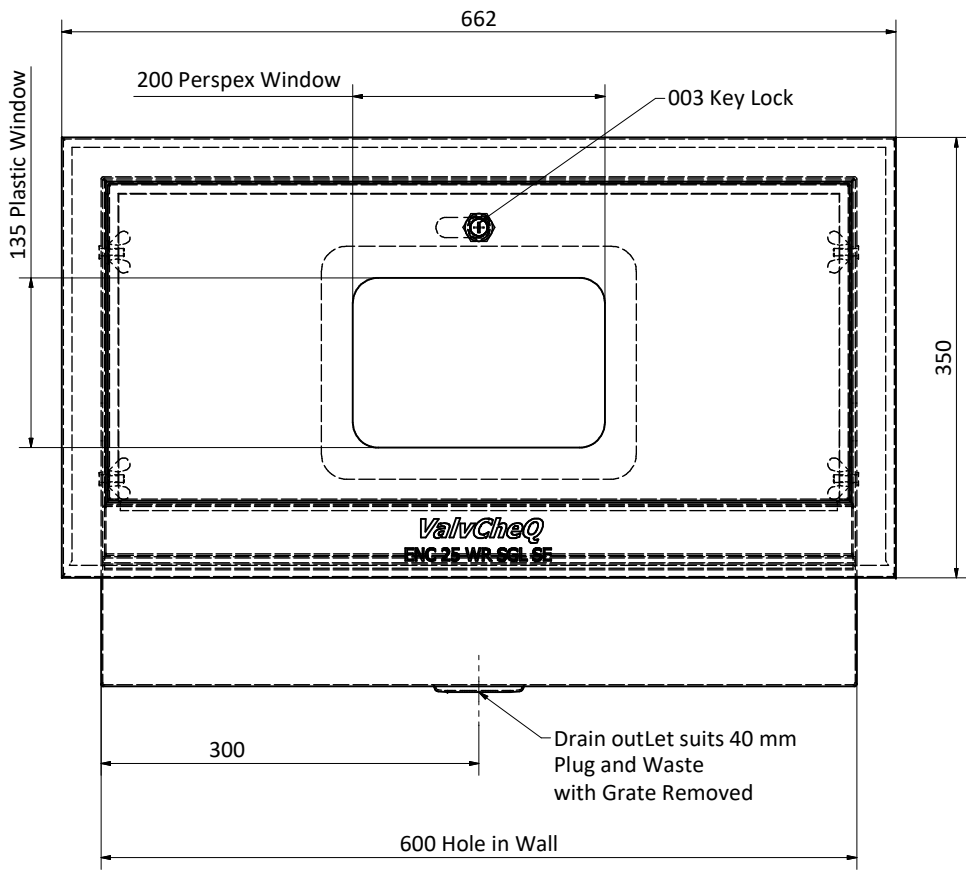


IMAGE ONLY
Assembled with Valves
Scale (1 : 5)

- General Notes:-
1. All Material to ASTM A 276 Grade 304 Stainless Steel.
 2. Enclosure is mounted in 90 mm wall cavity, with 15 mm external frame.
 3. All Seams fully Welded, Lower Tundish water tight, Drains to Waste.
 4. Outlet Drain, DN 40 Plug and Waste with Grate removed, must be plumbed to Waste, to meet requirements of AS 3500.
 5. Enclosure is lockable with 003 Key supplied.
 6. Valve Assemblies Not Supplied, Example Image ONLY, Typical of Assembly.

Code Reference:-
ENC03- Enclosure Model
SGL- Single Assembly
DBL- Double Assembly
WR- Wall Recessed ENC
SE- Side Entry
BE- Bottom Entry
TE- Top Entry
RE- Rear Entry
PF- Perspex Front

CUSTOMER APPROVAL
Checked and Sign
Company Name
Order No.

	DCO Loc./Code:	EAGLEFARM	EAG		<small>CONFIDENTIALITY NOTE: This document/program, including the content, is property of Emerson and must be held in strict confidence and properly safeguarded by the recipient at all times. It may not be copied or reproduced, or provided or revealed to any other party, without prior written authorization of an appropriate officer of Emerson, and any such copy or reproduction must include this identification. The recipient may only use the same for the purpose for which Emerson has provided it to the recipient. The document must be returned to Emerson upon request. By accepting this document/program, the recipient agrees to the foregoing.</small>
	DDO Loc./Code:	EAGLEFARM	EAG		
ValvCheQ <small>UNLESS OTHERWISE SPECIFIED, DIMENSIONS ARE IN MILLIMETERS (INCHES) TOLERANCES:</small> MILLIMETERS: +- INCHES: [X.# ± .1] X ± .1 +- [X.# ± .01] X ± .25 +- [X.# ± .01] .XX ± .05 +- [XXX.# ± .015] <small>ANGULAR ± 1.0° REMOVE ALL BURRS & BREAK SHARP EDGES. DO NOT SCALE DRAWING. SURFACE ROUGHNESS 3.2µm OR LESS UNLESS OTHERWISE SPECIFIED.</small>	APPROVALS	NAME	DATE	TITLE:	Enclosure, Wall Recessed, SGL, SE, PF, DN15/20/25 mm Lockable,
	DRAWN BY	M.Pregelj	23-07-2021		
	CHECKED BY	PH	23-07-2021		
APPROVED BY	MB	23-07-2021			
PRESSURE CLASS	PN 16			SIZE	DRAWING NO.
VALVE SIZE	DN 32-40-50			A2	ENC0325-WR1PF
FIGURE NUMBER	RP/DC03			SCALE:	WEIGHT: N/A
					SHEET 1 OF 1